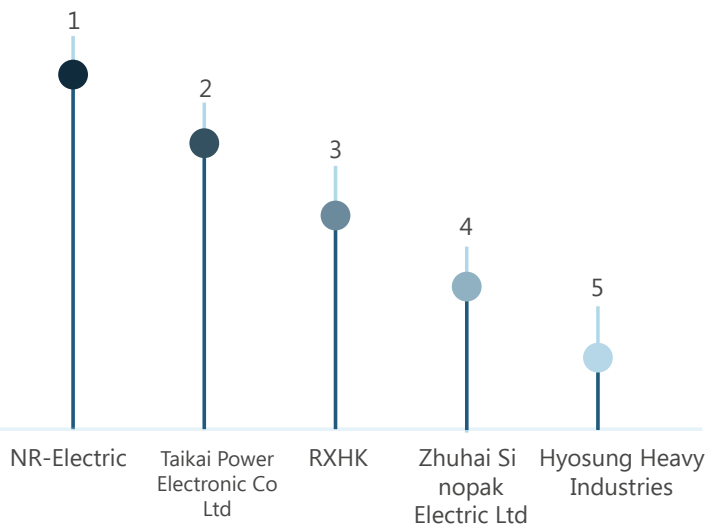


# FACTS Infographic

Overview of SVC & STATCOM Market in APAC (2016-2020)

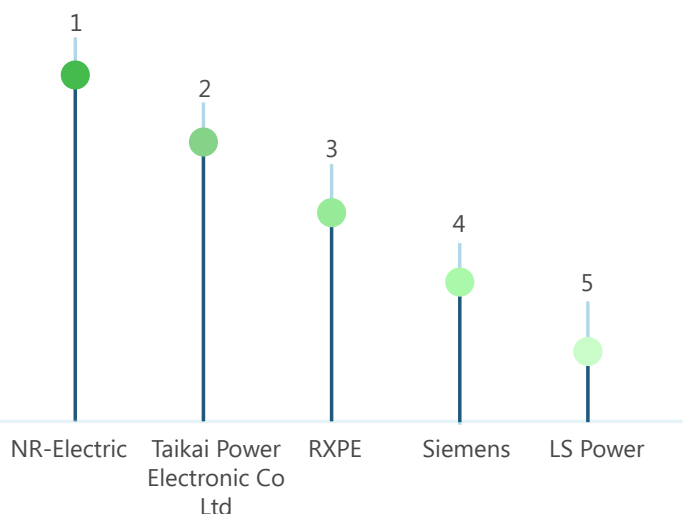
## Key Suppliers (2016-2020)



### Top Suppliers in APAC (2016-2020) - STATCOM

The installation of FACTS, with every renewable project in China, has paved the way for local suppliers to step up and offer the indigenous products for cheaper rates. Local suppliers are among the top suppliers in Asia.

NR-Electric, a subsidiary of government owned Chinese utility SGCC, has the largest market share of both STATCOM and SVC supplier. Taikai Power, RXHK and Zhuhai Sinopak are also Chinese STATCOM suppliers. However, RXHK and Korean supplier Hyosung which is 5th on the list are also expanding globally.



### Top Suppliers in APAC (2016-2020) - SVC

Asian suppliers are also leading in SVC market. However, Siemens can be seen in the list of top five suppliers of SVC.

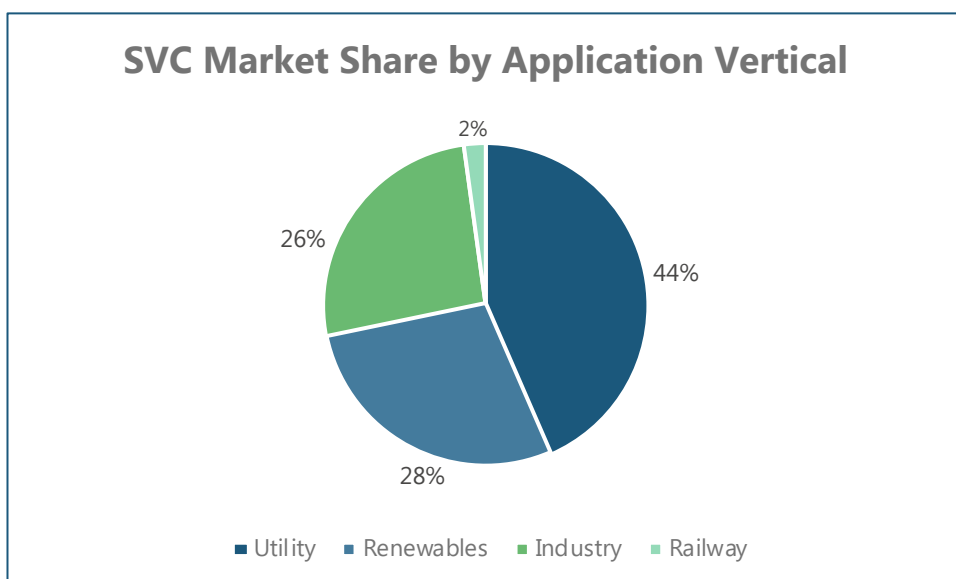
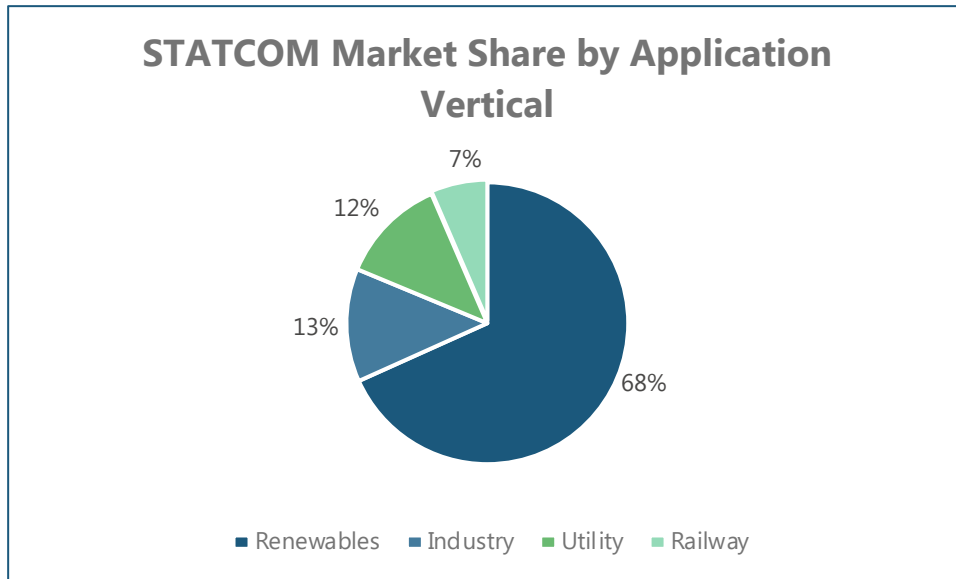
RXPE, which is now a separate entity from RXHK, is ranked 3rd for the region, but has the largest market share in China. LS Power, ranked 5th, is Korean manufacturer of STATCOM

## Introduction

FACTS have been deployed in transmission systems for voltage stability and reactive power compensation. The intermittent nature of renewables has increased the need of FACTS in transmission networks. The infographic below provides an overview of SVC and STATCOM in APAC market for previous 5 years (2016-2020).

The infographic below provides an overview of global SVC and STATCOM market for previous 5 years (2016-2020).

## Market Segmentation by Applications (2016-2020)



Countries with clean energy goals are shifting to renewable energy on a massive scale. In the past 5 years, where there are stringent requirements regarding installation of FACTS with solar and wind farms, like in China, the renewable sector has been a major driver of STATCOMs. A reason for the high number of STATCOM installations in the industrial sector, especially mining and steel, is its smaller footprint as compared to its counterpart SVC.

For the SVC market, utilities still are the major drivers, followed by the renewable and industrial sectors.

## FACTS hotspots in APAC (2016-2020)

It is evident from the global view that the countries in APAC have the largest appetite for SVCs and STATCOMs.

In the region, China tops the list followed by , Australia, South Korea and Japan as key FACTS markets.

